




MAKE/MODEL	TOOL	
2002-05 Ford Explorer except Sport and Sport-Trac models 2003-05 Lincoln Aviator 2002 -05 Mercury Mountaineer		
<b>LINKAGE</b>		
Horizontal Rod Forward		
<p><b>Opening Instructions:</b></p> <ol style="list-style-type: none"> <li>Using 1 or 2 wedges, carefully open a ¼ inch gap between the glass and sill weatherstrip just forward of the quarter glass post on the right rear door.</li> <li>Use a light probe to identify the linkage and any wiring or components to be avoided.</li> <li>Enter the tool with the tip facing forward and the shaft 2 inches forward of the quarter glass post.</li> <li>Lower the tool through into the door cavity 4 inches then turn the tip of the tool to face straight inward at 12 o'clock.</li> <li>Continue lowering the tool, approximately 8 more inches, until contact is made with the lock rod.</li> <li>Bind the tool on the rod by turning the top of the tool counter clockwise then slide the tool forward to unlock the vehicle.</li> </ol> <p><b>Clean the glass and all surfaces in the entry area before leaving the vehicle.</b></p> <p><b>CAUTION:</b> Do not use excessive force. If the rod binds, pivot the tool against your thumb at the sill edge to gain leverage.</p>		

**FORD 15 AND 21 ALTERNATE PROCEDURE**